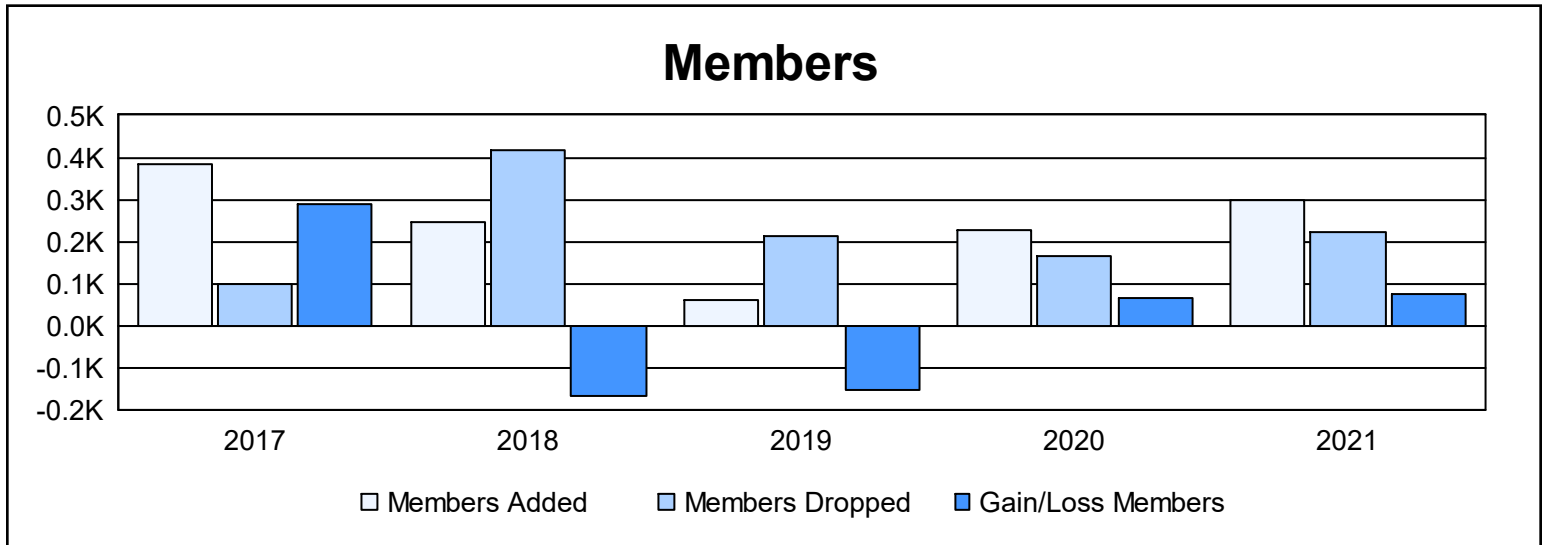
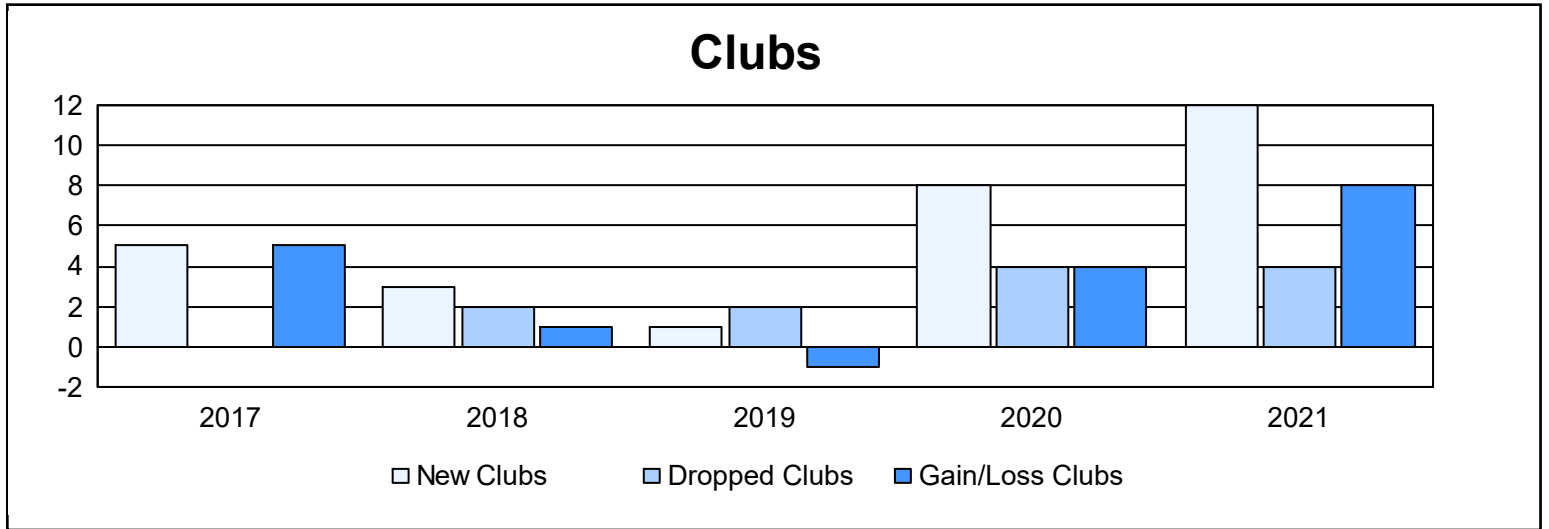
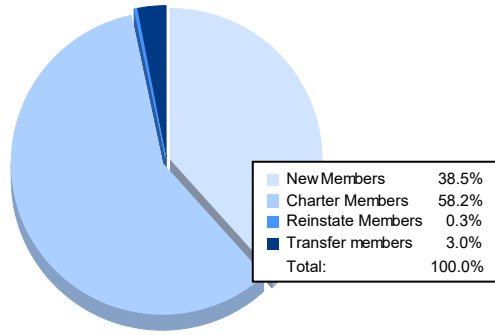


Year	New Clubs	Dropped Clubs	Gain/ Loss Clubs	New Members	Charter Members	Reinstate Members	Transfer Members	Total Member Added	Total Members Dropped	Gain/ Loss Members
2016-2017	5	0	5	228	149	7	0	384	97	287
2017-2018	3	2	1	127	67	51	1	246	415	-169
2018-2019	1	2	-1	33	24	3	0	60	214	-154
2019-2020	8	4	4	65	153	7	1	226	163	63
2020-2021	12	4	8	115	174	1	9	299	222	77
<b>Average</b>	<b>6</b>	<b>2</b>	<b>3</b>	<b>114</b>	<b>113</b>	<b>14</b>	<b>2</b>	<b>243</b>	<b>222</b>	<b>21</b>



### Membership Composition June 2021 Cumulative



### Gender Composition June 2021 Cumulative

